

INSTALLATION GUIDE:

Student Edition, Student Premium (formerly SEK), and Student Standard (formerly SDK)

THREE TYPES OF STUDENT PRODUCTS

1. Student Edition (SE)

You can purchase the Student Edition through the SOLIDWORKS Student Store.

www.solidworks.com/studentstore

2. Student Premium (formerly Student Engineering Kit/Student Access – SEK)

If your school is eligible, students should receive a Serial Number (License Key) and SEK-ID from their teacher. Once you have obtained both of these, go to www.SOLIDWORKS.com/SEK and complete the Community Download form shown below to start the download process.

3. Student Standard (formerly Student Design Kit - SDK)

If you have obtained a SDK-ID from your School/ University go to www.SOLIDWORKS.com/SDK and complete the Community Download form shown below to start the download process. You will receive your Serial Number after the download is requested and will also receive a copy via email.

Note: Please check your junk mail if you do not see it within an hour of submitting the form.

The screenshot shows the SOLIDWORKS Community Download Instructions form. At the top, there is a red navigation bar with the SOLIDWORKS logo and links for Products, Solutions, Community, Success, Support, Buy, and a Try now button. Below the navigation bar, the page title is "SOLIDWORKS Community Download Instructions". The main content area contains several paragraphs of text providing instructions for users. The form is divided into two main sections: "Contact Information" and "Product Information". The "Contact Information" section includes fields for First Name, Last Name, Email, and a dropdown menu for "Select one of the following (optional)". The "Product Information" section includes a radio button for "I already have a Serial Number that starts with 9020" (Yes/No) and a radio button for "Academic Version" (2022-2023/2021-2022). A "Request Download" button is located at the bottom right of the form.

DS SOLIDWORKS

Products Solutions Community Success Support Buy Try now

SOLIDWORKS Community Download Instructions

Download instructions for qualified educators, students, military, and sponsored organizations. For eligible makers and hobbyists, please explore our new Maker portfolio [here](#).

Please enter your information in the fields below. Note that all fields are required. Please enter accurate information, including email address. Download instructions and other important information may, depending on the type of license selected, be emailed to the address you provide.

Please refer to DS SOLIDWORKS Corp.'s privacy policy link below to understand how your data may be used.

NOT FOR COMMERCIAL USE.

Contact Information

FIRST NAME LAST NAME

EMAIL Select one of the following (optional)

Product Information

I already have a Serial Number that starts with 9020

Academic Version

2022-2023 2021-2022

Request Download

INSTALLATION GUIDE:

Student Edition, Student Premium (formerly SEK), and Student Standard (formerly SDK)

HOW TO DOWNLOAD SETUP FILE

Student Edition/Student Premium (formerly Student Engineering Kit/SEK)

- Go to the link www.solidworks.com/SEK
- Select **Yes** for the Option "I already have a serial number that starts with 9020"
- Choose the appropriate SOLIDWORKS version from the drop/down list
- Select **Request Download** and accept terms and conditions
- Click **Download** > **SolidWorksSetup.exe** will be downloaded

Student Standard (formerly Student Design Kit/SDK)

- Go to the link www.solidworks.com/SDK
- Select **No** for the Option "I already have a serial number that starts with 9020"
(Note: You will receive your Serial Number after the download is requested and will also receive a copy via email.)
- Enter your **SDK-ID** (This ID can be obtained from your teacher/professor at your school/college/university)
- Choose the appropriate SOLIDWORKS version from the drop/down list
- Select **Request Download** and accept terms and conditions
- Click **Download** > **SolidWorksSetup.exe** will be downloaded

The screenshot shows the 'SOLIDWORKS Community Download Instructions' form. At the top, there is a red header with the SOLIDWORKS logo and navigation links: Products, Solutions, Community, Success, Support, Buy, and a 'Try now' button. Below the header, the form title is 'SOLIDWORKS Community Download Instructions'. The main content area has a light gray background and contains the following sections:

- Contact Information:** Includes input fields for 'FIRST NAME', 'LAST NAME', and 'EMAIL'. There is also a dropdown menu labeled 'Select one of the following (optional)'.
- Product Information:** Includes a section for 'I already have a Serial Number that starts with 9020' with radio buttons for 'Yes' and 'No' (selected). It also has a section for 'Academic Version' with radio buttons for '2022-2023' (selected) and '2022-2022'. Below these is an input field for 'Enter SDK-ID, SEK-ID, or Trial Code'.

At the bottom right of the form, there is a blue button labeled 'Request Download'.

INSTALLATION GUIDE:

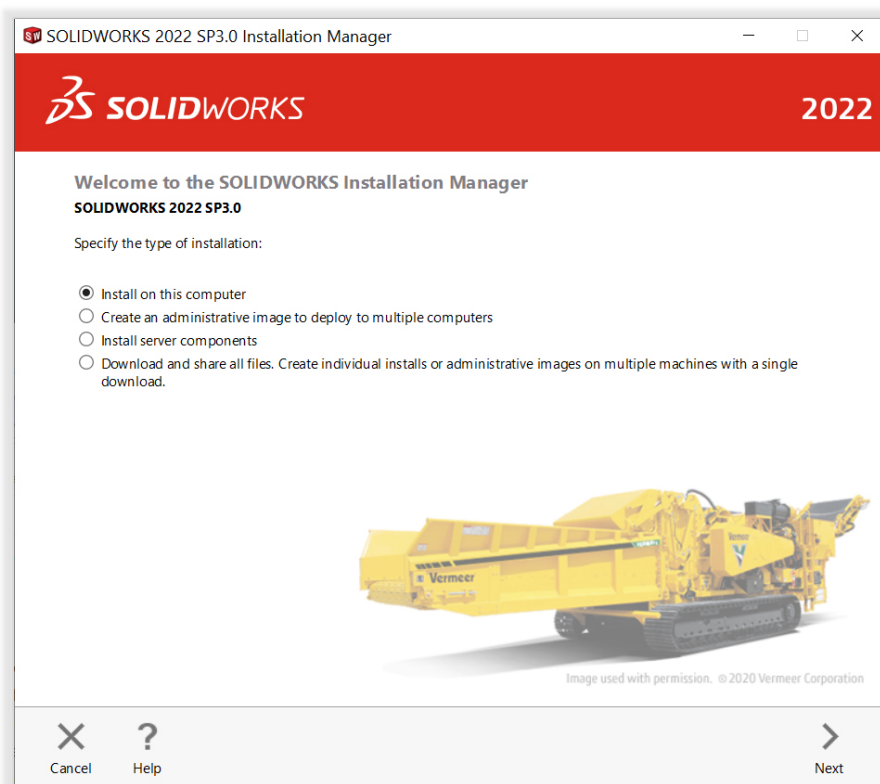
Student Edition, Student Premium (formerly SEK), and Student Standard (formerly SDK)

HOW TO INSTALL SOLIDWORKS

Troubleshooting Tips

- Open and unzip the downloaded **SolidWorksSetup.exe** file to start the Installation Manager.
- All the products you are entitled to are automatically selected for installation. You don't need a separate serial number for different products.
- Student Standard only includes SOLIDWORKS Standard and SOLIDWORKS CAM. You will receive a separate Serial Number for both products. No Add-ins like Toolbox, Photoview, Simulation, etc. are included.
- Student do not have access to Log in option
- Please visit this link to learn what products are included in the Student Edition, Student Premium and Student Standard: Please visit this link for more details:
<https://www.solidworks.com/product/solidworks-3d-cad>

1. Once the Installation Manager is running, select the option **Individual (on this computer)** and click the **Next** arrow.

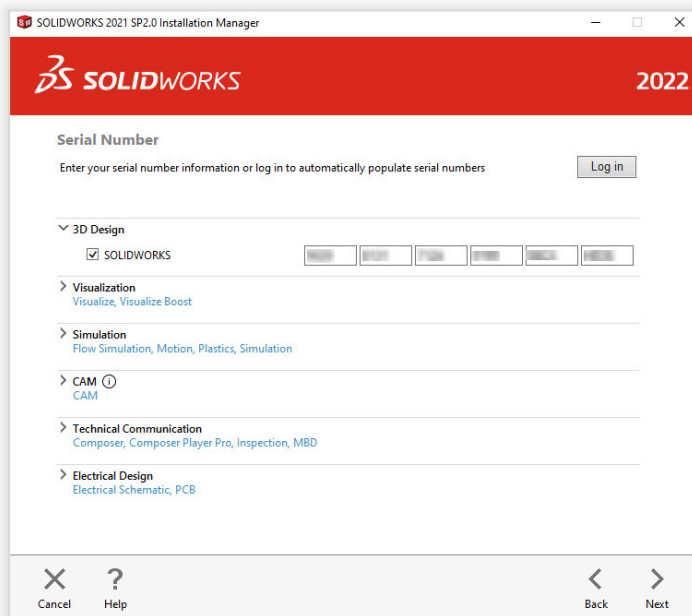


INSTALLATION GUIDE:

Student Edition, Student Premium (formerly SEK), and Student Standard (formerly SDK)

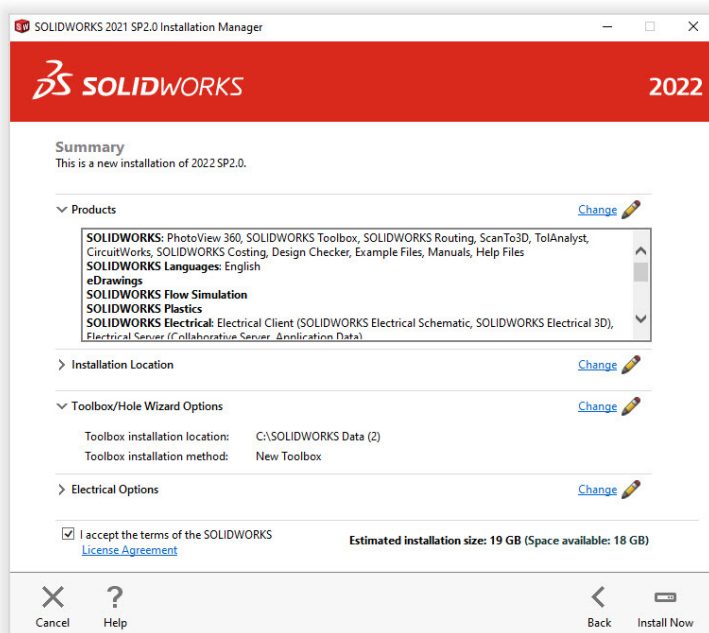
- Input SOLIDWORKS CAD serial number under 3D Design and leave other fields blank, click **next**.

The Installation Manager will now check and verify you have the system requirements to run SOLIDWORKS. If something is amiss, you will be notified. This process may take several minutes.



- Once your system has been checked, you will be taken to a summary screen displaying all of the products you will be installing. **Check the box** marking that you accept our terms and conditions and click **Install Now**.

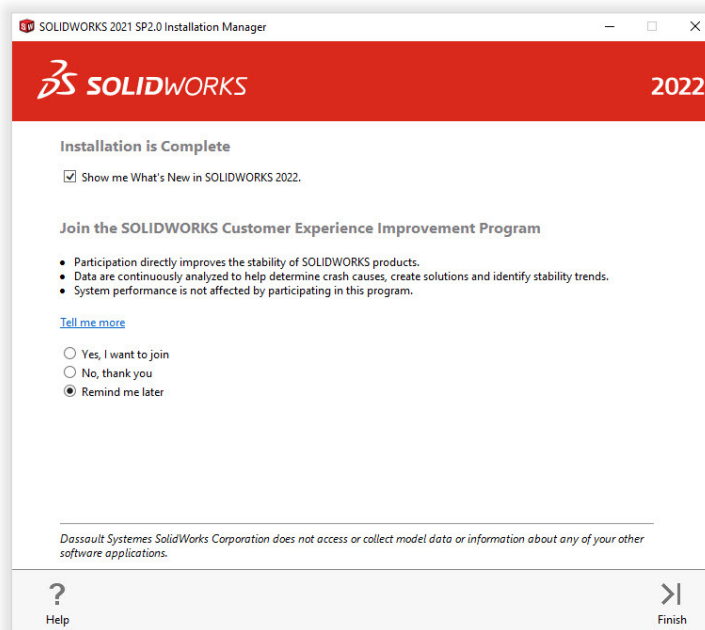
Note: Products shown may vary depending on the version of SOLIDWORKS you are using.



INSTALLATION GUIDE:

Student Edition, Student Premium (formerly SEK), and Student Standard (formerly SDK)

4. Once the installation is complete, click **Finish** to close the Installation Manager. You will be able to use your SOLIDWORKS products after successful activation.



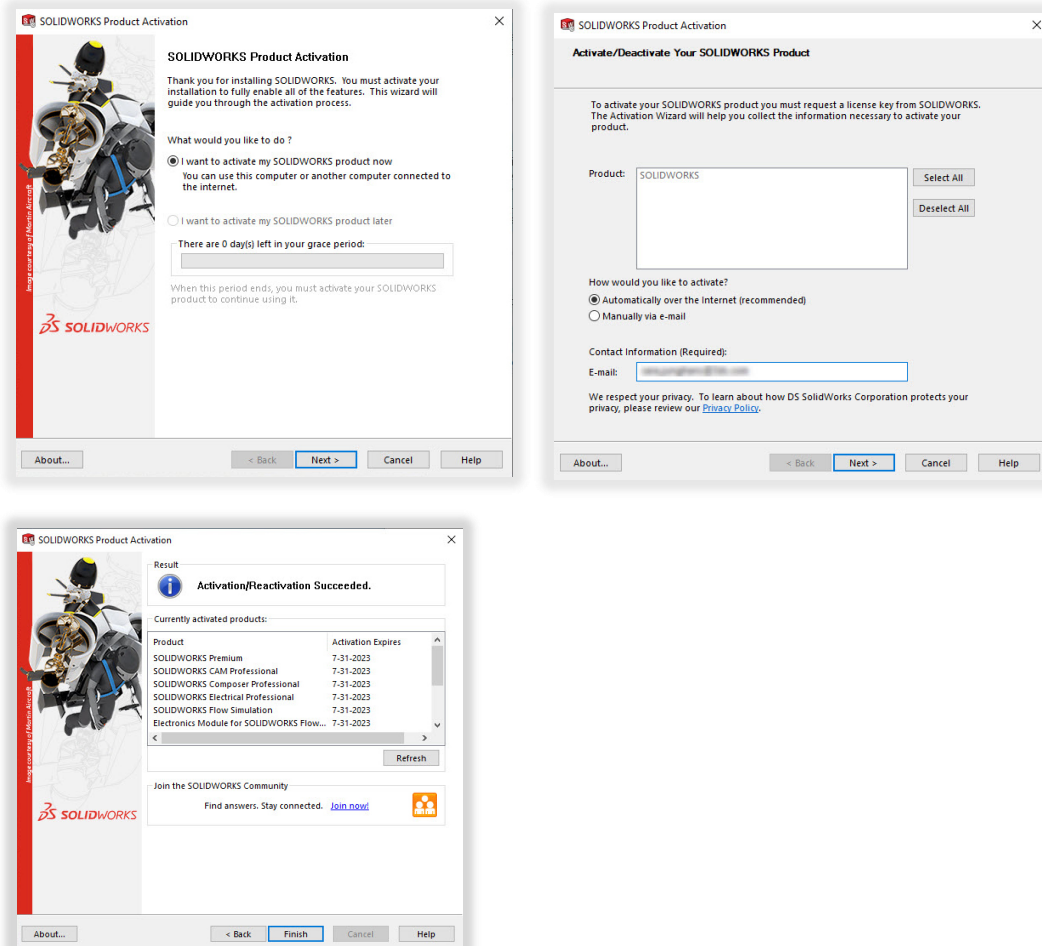
INSTALLATION GUIDE:

Student Edition, Student Premium (formerly SEK), and Student Standard (formerly SDK)

HOW TO ACTIVATE SOLIDWORKS

On the first launch of SOLIDWORKS, you will be prompted to activate your license. You can either activate your license after a 30-day trial or activate your license straight away.

To activate, proceed with the steps as shown below.



For any technical issues regarding download or installation please visit:
www.solidworks.com/student-support

INSTALLATION GUIDE:

Student Edition, Student Premium (formerly SEK), and Student Standard (formerly SDK)

ADDITIONAL RESOURCES

MySolidWorks Professional

Both the Student Edition and Student Premium are eligible for a years access to MySolidWorks Professional for free. Please follow the video link below to learn how to create an account and get access.

www.solidworks.com/mysolidworks_for_students

Industry Certifications

Any school or team that receives Student Premium is most likely eligible to receive our Industry Certifications for free. These certifications are to further increase students resumes and give them an edge when looking for jobs. These certifications prove the students' knowledge of 3d visualization. Please reach out to your teacher and Reseller to learn how to administer these exams.