

BobCAD-CAM™



THE NEW BobCAD-CAM

Cutting Edge CNC Production Power

V29

MILL | MILL TURN | LATHE | ROUTER | PLASMA | LASER | WATERJET | WIRE EDM



CUTTING EDGE CAD-CAM SOLUTIONS FOR EVERY CNC SHOP

Whether you're a **leading manufacturer** or **just starting out**, BobCAD-CAM has the features, training, and support you need to machine better parts **FASTER** and **EASIER**, for **LESS**.

MORE SPEED AND POWER THAN EVER BEFORE!

With the release of BobCAD-CAM V29, not only are we delivering the most powerful, versatile Lathe module in the history of BobCAD-CAM, but we are also bringing you tons of enhancements to CAD, CAM, Mill, Multiaxis Mill, and Simulation!

We build our software on customer requests, and this release is no different. BobCAD-CAM V29 brings new features that provide speed, intelligence, and organization to the easy to use flow that our customers know and love.


Improvements in the new BobCAD-CAM V29 help take the headache out of your everyday work and will have you cutting more parts, faster and more efficiently than ever before!



USA 877-262-2231
WORLD 727-442-3554

BobCAD-CAM | 28200 US HWY 19 N Suite E | Clearwater, FL 33761 | sales@bobcad.com | www.bobcad.com





Easy to Use CAD Features

- CAD Design Tree
- Dynamic Drawing
- Shape Library
- 2D/3D Wireframes
- 2D Booleans
- Project to Z Plane
- Non-Uniform Scaling
- Section View
- 2D & 3D Geometry Creation Tools
- Surface Construction
- Solid Modeling
- Solids Boolean Operations & Surface Editing
- CAD Utilities, Translation, Mirroring, Stitching, & Unstitching
- Gear, CAMs & Sprocket Design Wizards
- Bolt Hole & Grid Patterns
- Text/Font Features & Complete Part Dimensioning
- Geometry Cleanup & Optimize with Erase Double Entities
- CAD Data Translation & Interoperability

CUSTOMER PART
R & D Machining Inc.

USA 877-262-2231
WORLD 727-442-3554

BobCAD-CAM | 28200 US HWY 19 N Suite E | Clearwater, FL 33761 | sales@bobcad.com | www.bobcad.com




CAM Programming Power

- Tool Crib
- Job Setup Wizard
- Advanced Tool Patterns
- Dynamic Machining Strategies™
- Copy & Paste Operations
- Customizable Setup Sheets
- Stock Wizard
- Multiple Machine Setups
- Material Speed & Feed Library
- Tool Holder Library
- Individual & Compound Drilling Operations
- Tool Database
- Material Based Calculated Feeds & Speeds
- Ability to Save & Load Features
- 3D Simulation
- Work Offset Selection
- Coolant Selection
- Sub Program Output
- 3D Arc Fit – G17, G18, & G19 Plane Cutting
- Associative CAM Tree
- Backplot
- Update All Geometry Functionality


CUSTOMER PARTS



Angling A.I.



Instagram User @proaktifteknoloji



Instagram User @mykill182

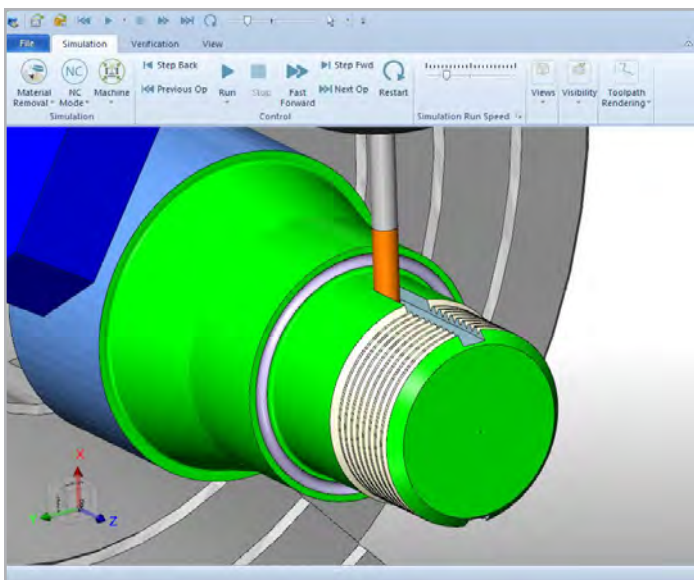
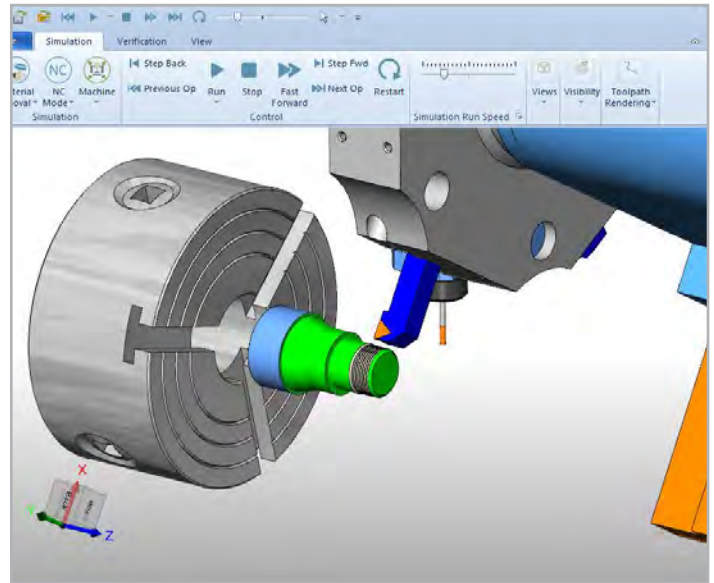
USA 877-262-2231
WORLD 727-442-3554

BobCAD-CAM | 28200 US HWY 19 N Suite E | Clearwater, FL 33761 | sales@bobcad.com | www.bobcad.com

BobCAD-CAM 

Simulation Capabilities

- Set Travel Limits & Detect Over Travels
- Use Machine Kinematics
- Detect Part Gouges & Tool, Tool Holder, and Machine Collisions
- Calculate Cycle Times
- Dynamic Machine/Material/Tool Viewing
- Section View / Smart View
- Tool Holder, Shank Arbor
- Tool Focus/Workpiece Focus
- Analysis – Tool #, Operation #, Deviation, Height Change, Orientation Change, Toolpath Length, Mark Parts, Single Marking, Gouge Excess
- Statistics (Move, Operation, Sequence) – Feed Rate Time, Rapid Time, Change Tool Time, Total Machine Time, Min/Max XYZ, Feed Rate



- Dynamic Elements/Workpiece & Holder Tree
- Deviation Analysis
- Move List
- Simulation Play Controls
- Video Capture
- Toolpath Mode/Material Mode
- Time Based Mode/Length Based Mode
- Save Simulation Models as STL
- Measure Between 2 Points
- Remove Chips
- Works With Your STL Stock
- Customize Graphics & Background
- Launches Inside of BobCAD-CAM Software

TOOLPATH MATRIX

EXPRESS

3 AXIS STANDARD

3 AXIS PRO

4 AXIS STANDARD

4 AXIS PRO

5 AXIS STANDARD

5 AXIS PRO

2.5 AXIS TOOLPATH

• Profiling & Pocketing	•	•	•	•	•	•	•
• Engraving	•	•	•	•	•	•	•
• High Speed Pocketing		•	•	•	•	•	•
• Thread Milling	•	•	•	•	•	•	•
• Plunge Roughing	•	•	•	•	•	•	•
• Facing	•	•	•	•	•	•	•
• Chamfering	•	•	•	•	•	•	•
• Rest Machining	•	•	•	•	•	•	•

3 AXIS TOOLPATH

• 3 Axis Wireframe	•	•	•	•	•	•	•
• 3 Axis Planar	•	•	•	•	•	•	•
• 3 Axis Spiral		•	•	•	•	•	•
• 3 Axis Engraving	•	•	•	•	•	•	•
• 3 Axis Radial		•	•	•	•	•	•
• 3D Plunge Roughing		•	•	•	•	•	•
• Z-Level Roughing		•	•	•	•	•	•
• Z-Level Finishing		•	•	•	•	•	•
• Advanced Z-Level Finish			•	*	•	*	•
• Advanced Planar			•	*	•	*	•
• Advanced Roughing			•	*	•	*	•
• Flatlands			•	*	•	*	•
• Equidistant Offset			•	*	•	*	•
• Pencil			•	*	•	*	•
• High Speed Roughing			•	*	•	*	•
• Rest Machining			•	*	•	*	•

SURFACE BASED TOOLPATH (3, 4, & 5 AXIS OUTPUT)

• Parallel Cuts			*	*	•	*	•
• Cuts Along Curve			*	*	•	*	•
• Morph Between 2 Curves			*	*	•	*	•
• Parallel to Multiple Curves			*	*	•	*	•
• Project Curves			•	*	•	*	•
• Morph Between Surfaces			*	*	•	*	•
• Parallel to Surface			*	*	•	*	•
• Flowline			*	*	•	*	•

4 AXIS TOOLPATH

• Indexing				•	•	•	•
• Wrapping				•	•	•	•
• Rotary				•	•	•	•

5 AXIS TOOLPATH

• SWARF Machining							•
• High Speed Multiaxis Roughing							•
• Rest Machining							•
• Trimming						•	•
• Indexing						•	•

TURNING TOOLPATHS

- OD/ID Roughing
- OD/ID Finishing
- OD/ID Grooving
- Drilling
- Threading
- Cut Off With Chamfer & Fillet Corner Break Options
- Stock Feed
- Pattern Repeat Cycles
- Auto-Assignment of Finish Passes
- Tap

DRILLING TOOLPATH

- Center Drill
- Drill
- Chamfer Drill
- Chamfer Mill
- Ream
- Bore
- Tap
- Rolling Tap
- Counterbore Drill
- Counterbore Mill

MATRIX LEGEND

• Included * Optional

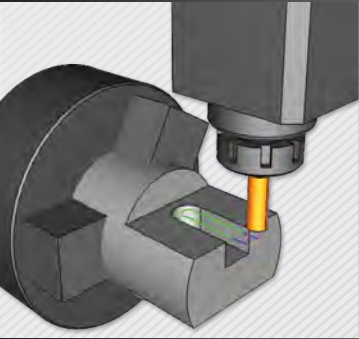
USA 877-262-2231
WORLD 727-442-3554

BobCAD-CAM | 28200 US HWY 19 N Suite E | Clearwater, FL 33761 | sales@bobcad.com | www.bobcad.com



ADD-ONS


MILL TURN



Designed as a complete multitask machining solution, our Mill Turn system is built for the most complex of jobs. With it, you can program your C, Y, & B axis cutting movements on anything from single-turret/single-spindle setups to multi-turret/multi-spindle configurations.

- 2 Axis Turning & Live C Axis (XZC)
- Y Axis Milling
- 5 Axis Milling Head Support
- MDI Programming
- Multi-Turret & Multi-Spindle Support
- Supports Programmable Tailstocks & Steady Rests
- Full Mill Turn Machine Simulation


LATHE



Designing and programming jobs for your CNC turning centers has never been easier. The new BobCAD-CAM Lathe add-on gives you the power to quickly create efficient toolpaths for all of your roughing, finishing, threading, and grooving operations.

- Supports Custom Tool Holders & Inserts
- Lead-In/Lead-Out Control
- OD/ID Roughing & Finishing Operations
- Grooving Cycles
- Threading Cycles
- Facing Cycles
- Cut Off & Stock Feed Operations

WIRE EDM



Designed for precision manufacturing and cutting hard alloys, the new Wire EDM software lets you program 2 & 4 axis wirepaths within tight tolerance levels for all open and closed, inside and outside shape cutting.

- Customizable Cutting Condition)
- 2 & 4 Axis Inside, Outside, & Open Shape Cutting
- Options For Skim Passes, Independent Lead-In/Lead-Out & Glue Stops
- Apply Land & Taper Calculations
- Coreless Cutting
- 4 Axis Syncing by Entity, Proportion, & Closest
- Specialized Corner Types

BOBART

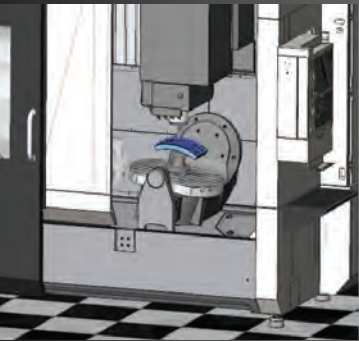


Turn your artistic imagination into a manufacturing reality with the new BobART add-on. With this creative package, you can do everything from importing vectorized PDFs and raster to vector conversions to embossing, engraving, and more. It's a must have for sign makers, custom woodworkers, and more.

- Raster to Vector Conversions
- Import EPS, AI, PSD & More
- Emboss From Component
- Emboss From Photo
- Texturing, Sculpting, Smoothing
- V Carving
- Cylindrical Wrapping

ADD-ONS

MACHINE SIMULATION



Get a complete visualization of your machine in action inside the CAM simulation window to test and confirm your programming on 2-5 axis CNC machines. This allows you to verify part fixtures are oriented correctly, machine movements are free of collisions, proper tool fixture sizes are being used, and much more!

- Full Machine Display
- Set Machine Travel Limits
- Calculate Cycle Times
- Dynamic Machine/Material/Tool Viewing
- Time Based Mode / Length Based Mode
- Works With Your STL Stock
- Play Control Buttons & Move List

NEST



Achieve a higher per job profitability when you optimize your sheet nesting capabilities with the new Nesting add-on. This powerful true shape nesting solution uses advanced algorithms and new sheet optimizers for smarter object patterning on standard and custom sheet shapes.

- True Shape Nesting
- Part-In-Part Nesting
- Nesting with Tabs
- Batch Processing
- Part Priority
- Automatic Lead-In & Lead Out
- Multiple Part Import Options

SYSTEM REQUIREMENTS

Visit <http://bobcad.com/support/system-requirements/> to review the system requirements for BobCAD-CAM.

AVAILABLE IN

English | Spanish | Turkish

FIRST-CLASS TRAINING & TECH SUPPORT

Training Solutions

- > On-Site Training
- > In-House Training
- > Seminars
- > Online Training

Live Tech Support

8:00 am – 7:00 pm EST M-F

Online Documentation

Available 24/7

Forums

Connect with BobCAD-CAM community to ask questions and share tips & tricks.

TOLL FREE: (877) 262-2231

INTL: (727) 442-3554

DEMO

Try the new **BobCAD-CAM V29** [Download Now](#) at **BobCAD.com**

BobCAD-CAM

FOLLOW US

